



The *Pure* Drop

Study Guide for Episode 7 — Extreme Singing



Tanya Gillis and her cousin Celina Kalluk performing in the Inuit throat singing style.

Before you start

Print this study guide and then use The Pure Drop website to complete the activities relevant to you.

The resources referred to in this study guide can be found on The Pure Drop website in Episode 7 — Extreme Singing.

http://thepuredrop.com.au/ep_extreme/

Curriculum Links in this study guide

Music _____ page 2 & 3

HSIE/SOSE _____ page 4

English _____ page 5

Science _____ page 6




Activities for Music Curriculum topics

Go to Episode 7 on The Pure Drop website http://thepuredrop.com.au/ep_extreme/


Watch the Extreme Singing video.

In Dig Deeper  refer to the following links:

 What is Inuit throat singing?

 Meet Tanya and Celina.

 Watch the full interview (particularly questions 5, 7, 13, and 18).

 See an Inuit throat singing performance.

 Songs: Ilunikavi and Ancestors (with Björk) — listen to mp3s.

In the Big Picture  refer to the following:

Read more about global singing styles.

See a demonstration of Tuvan throat singing styles by members of Huun-Huur-Tu.

Answer the following questions...

1. Debate the topic in class or write an essay of 250 words on the question: Is throat singing music?
2. Inuit throat singing is traditionally performed only by women and usually only for each other and their children. How is this style of performance different from the traditional Western style of performance? How is the vocal technique different from Western technique? _____

3. Throat singing is performed in other cultures as well. Compare and contrast the Inuit style of singing with that of Andrey Mongush and Kaigal-ool Khovalyg from Tuva in the demonstration of Tuvan throat singing styles. Listen for differences in texture, tone colour (timbre), melody and rhythm. _____

4. Can you identify any of the natural sounds Tanya refers to or the overlapping, alternating rhythms and melodies Celina refers to? Experiment with some of these sounds. _____



The Pure Drop

Study Guide for Episode 7
Extreme Singing

http://thepuredrop.com.au/ep_extreme/

5. By referring to the elements of music, list the similarities and differences between the two MP3 files.

Elements	Similarities	Differences
Melodic Material		
Tone Colour/Timbre		
Texture		
Structure		

6. Which elements of throat singing have been included in the piece Ancestors and which elements are not from the style? _____

7. Throat singing is the stopping of one vocal chord while the other continues to vibrate, creating a bass-like fundamental over which harmonics are then produced as the voice continues to phonate. Learning the technique of throat singing is potentially dangerous and can damage the vocal chords if done incorrectly for any length of time.

A good exercise to try, that won't affect your vocal chords, is to sing the word 'moree' very slowly on the lowest note you can sing. Listen to the whistle-like harmonics that are produced above the note. Have the rest of the class/group sing or whistle back the harmonics that can be heard.

Remember, like all musical instruments, this sort of singing requires a lot of practice but beginners should only do it for short lengths of time. If you would like to learn more the following website has downloadable tutorials on overtone singing:

<http://www.busker-kibbutznik.org/khoomei/HOW-TO/crashcourse.html>



The Pure Drop

Study Guide for Episode 7
Extreme Singing

http://thepuredrop.com.au/ep_extreme/

Activities for HSIE/SOSE Curriculum topics

Go to Episode 7 on The Pure Drop website http://thepuredrop.com.au/ep_extreme/

Watch the Extreme Singing video.

In Dig Deeper  refer to the following links:



Meet Tanya and Celina.



Nunavut, home of Tanya and Celina.

Answer the following questions...

1. Create a graph that contains statistics on the population, area and other geographical information of the Nunavut territory of Canada. Find out more about the industry and habitat of this region by researching on the internet.
2. What in the culture and/or the environment has influenced the development of this kind of singing?
3. Find out more about the Inuit culture. What food did the Inuit traditionally eat? Why were they moved by the government? When did missionaries arrive and what impact did they have?
4. Compare the Inuit culture with your own or that of the Tuvan culture. What are the similarities and differences?



The Pure Drop

Study Guide for Episode 7
Extreme Singing

http://thepuredrop.com.au/ep_extreme/

Activities for English Curriculum topics

Go to Episode 7 on The Pure Drop website http://thepuredrop.com.au/ep_extreme/

Watch the Extreme Singing video.

In Dig Deeper  refer to the following links:



Meet Tanya and Celina.



Watch the full interview (particularly questions 7, 8 and 17).

Answer the following questions...

1. Celina is 'actively involved in the preservation of the Inuktitut language'. How would she go about doing this and why is it important?
2. Inuit throat singing is traditionally performed only by woman and usually only for each other and their children. Brainstorm the answers to the following questions: Why did throat singing develop and why is it only sung by women? How does it make them feel when they perform it? What is it about the performing that makes it a competition?



The Pure Drop

Study Guide for Episode 7

Extreme Singing

http://thepuredrop.com.au/ep_extreme/

Activities for Science Curriculum topics

Go to Episode 7 on The Pure Drop website http://thepuredrop.com.au/ep_extreme/

Watch the Extreme Singing video.

In Dig Deeper  refer to the following link:



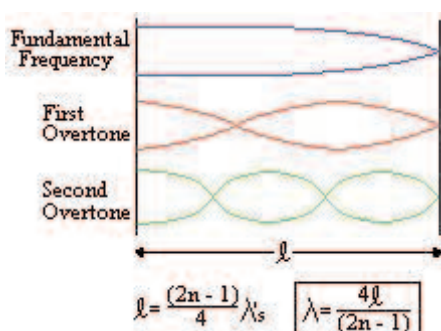
Watch the full interview (particularly questions 15, 16, 17 and 18).

Answer the following questions...

1. How does throat singing work? Which parts of the body are used to create the sounds? How does the sound resonate?
2. Find an anatomical diagram of the throat and mouth. Label the different parts.
3. Celina refers to the diaphragm as helping her to sing. What is the diaphragm? Where is it in the body? What role does it play when singing?
4. Celina mentions that the vibrations can be felt through the body when she performs. How and why does this happen?
5. The principle of harmonic singing is based on producing harmonic frequencies over a fundamental note. The harmonics that are strongest depend on what pitch the fundamental is and whether or not a male or female is singing.

Give definitions for the following terms, research the principles behind the harmonic series and interpret the following diagram.

- a. Frequency _____
- b. Fundamental _____
- c. Overtone _____
- d. Harmonic _____



Physical representation of overtones